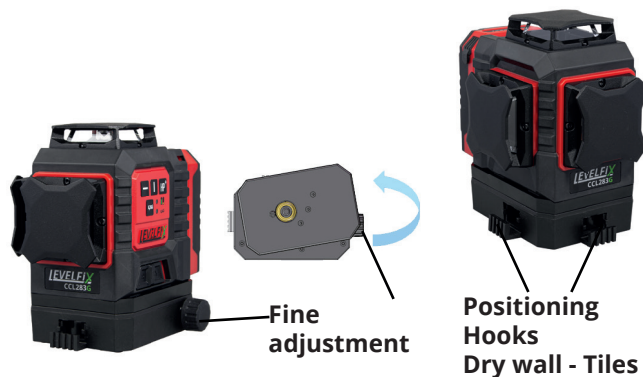
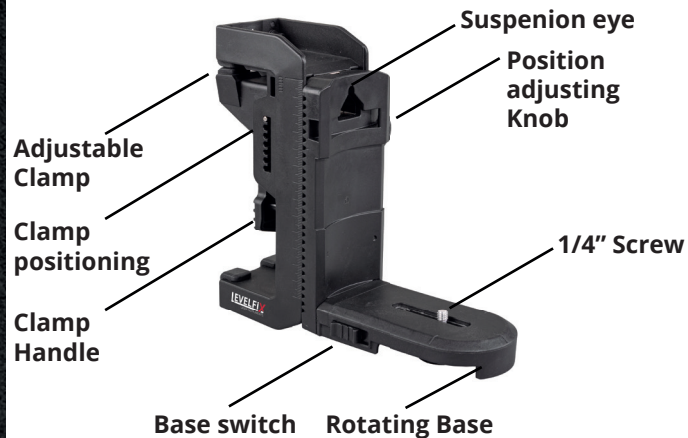


X Wall mount/Smartbase/Hooks



! USER MANUAL CAN BE DOWNLOADED AT:
www.levelfixinstruments.com/downloads



LEVELFIX
LASER INSTRUMENTS

This instrument is powered by
Connect
The smart connection with your mobile device



Instructions - Instructies - Instructions:

- Download the Levelfix connect app and read the user manual before you use the instrument.
- Download the Levelfix connect app en lees de gebruiksaanwijzing voor u het instrument in gebruik neemt.
- Téléchargez l'application Levelfix connect et lisez le manuel d'utilisation avant d'utiliser l'instrument.
- Always check the accuracy of the instrument before carrying out any substantial work.
- Controleer altijd de nauwkeurigheid van het instrument voor het begin van uw werkzaamheden.
- Vérifiez toujours la précision de l'instrument avant début de votre travail.

Safety:

Carefully read the Safety instructions and product manual before using the product. The person responsible for the instrument must ensure that all users understand and adhere to these instructions.

Caution:

While the instrument is in operation, be careful not to expose eyes to the emitting laser beam. Exposure to a laser beam for an extended time may be hazardous to the eyes.



1. Horizontal beam

2. Vertical beam

3. Keypad

4. Lock/Unlock switch

5. Battery power

6. Li-ion battery

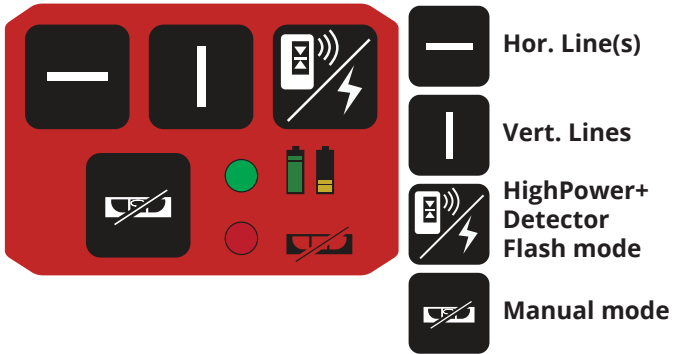
7. Fine adjustment

8. 1/4" connection

WWW.LEVELFIXINSTRUMENTS.COM
INNOVATIVE - ACCURATE - DURABLE - 4 YEARS WARRANTY

QUICK GUIDE

X Keypad - LED




On/off - Battery power




Manual mode

! Lines blinking = out of level

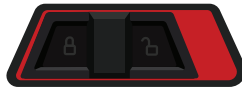


X Auto mode

Unlock/ Auto modus



On

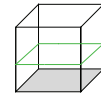


Off

X Lines



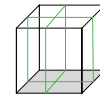
Hor. Line(s)



Off -1H- (2H)



Vert. Lines

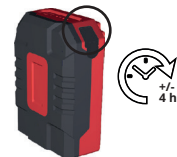


Off -1V- 2V

X Battery



Charge battery



X Manual mode

Lock/ Manual modus



3 sec.



3 sec.




On



Off

X HighPower+ /Detector/Flash mode



High Power+ On




Detector mode



Flash mode

X Switch



Lock/ Transportation Manual modus



Unlock/ Auto modus